
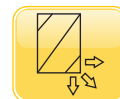


## YFL Star 4 ( $\leq 65$ HRC) LN

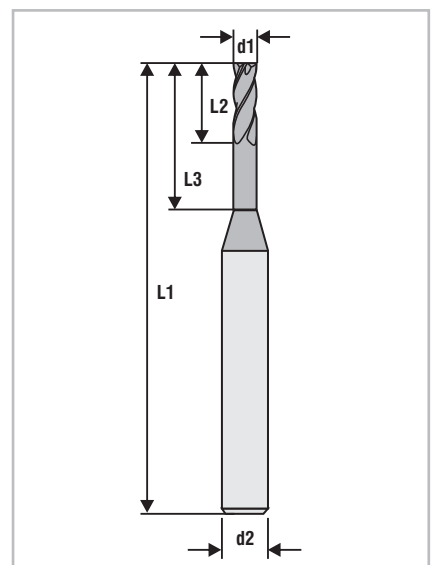
Flat End Mills - Long Neck Series



Steel	$R_m < 850$	■
	$R_m 850-1300$	■
	$R_m 1300-1500$	■
M	Stainless Steel	■
K	Cast Iron	□
N	Copper	□
S	Titanium	■
Hardened Steel	HRC 48-55	□
	HRC 56-60	■
	HRC $< 65$	■



Article No.	Dimension (mm)					
	4 Flute	$\varnothing d1$ h10	$\varnothing d2$ h6	L2	L3	L1
YFL4-SEM 4010 LN6	1	4	1	6	50	■
YFL4-SEM 4010 LN8	1	4	1	8	50	■
YFL4-SEM 4010 LN10	1	4	1	10	50	■
YFL4-SEM 4010 LN12	1	4	1	12	50	■
YFL4-SEM 4015 LN8	1.5	4	1.5	8	50	■
YFL4-SEM 4015 LN10	1.5	4	1.5	10	50	■
YFL4-SEM 4015 LN12	1.5	4	1.5	12	50	■
YFL4-SEM 4015 LN16	1.5	4	1.5	16	50	■
YFL4-SEM 4020 LN8	2.0	4	2.0	8	50	■
YFL4-SEM 4020 LN10	2.0	4	2.0	10	50	■
YFL4-SEM 4020 LN12	2.0	4	2.0	12	50	■
YFL4-SEM 4020 LN16	2.0	4	2.0	16	50	■
YFL4-SEM 4020 LN20	2.0	4	2.0	20	50	■
YFL4-SEM 4025 LN10	2.5	4	2.5	10	50	■
YFL4-SEM 4025 LN12	2.5	4	2.5	12	50	■
YFL4-SEM 4025 LN16	2.5	4	2.5	16	50	■
YFL4-SEM 4025 LN20	2.5	4	2.5	20	50	■
YFL6-SEM 4030 LN12	3.0	6	3.0	12	50	■
YFL6-SEM 4030 LN16	3.0	6	3.0	16	50	■
YFL6-SEM 4030 LN20	3.0	6	3.0	20	75	■
YFL6-SEM 4030 LN25	3.0	6	3.0	25	75	■

Tolerance	
Diameter	Range
$1 \leq d < 8$	0 / -0.02

■ Available ex stock / subject to prior sale  
**UMG** - Ultra Micron Grade  
**LN** - Long Neck for deep reach moulds and dies

**Y**  
65  
Series

**FLAT**  
End Mills